



2014-2015 Highlights

October 27, 2015

Our Mission

Promoting the development and well-being of children 0 through 5 in Stanislaus County.



About the Commission

- Passed by California voters in 1998
- 50-cent tax on cigarette / tobacco products
- Funds distributed based on live births
- Independent 9-member Commission appointed by the Board of Supervisors
- Charged with improving health and well-being of children 0 through 5 and their families



2014-2015 Membership

Community Representatives

- Vicki Bauman
- David Cooper, Vice-Chair
- Denise Hunt
- Nelly Paredes-Walsborn
- George Skol

County Representatives

- Vito Chiesa, Supervisor
- Mary Ann Lee, HSA, Chair
- Madelyn Schlaepfer, BHRS
- John Walker, Public Health



2014-2015 Partners

- ◉ AspiraNet
- ◉ CASA
- ◉ Center for Human Services
- ◉ Children's Crisis Center
- ◉ El Concilio
- ◉ Keyes Union School District
- ◉ Parent Resource Center
- ◉ Patterson Unified School District
- ◉ Riverbank Unified School District
- ◉ Sierra Vista Child & Family Services
- ◉ Stanislaus County
 - ◉ Behavioral Health & Recovery Services
 - ◉ Community Services Agency
 - ◉ Health Services Agency
- ◉ Stanislaus County Office of Education
- ◉ Stanislaus Family Justice Center
- ◉ United Way of Stanislaus County

Services Countywide

Community Focused Programs

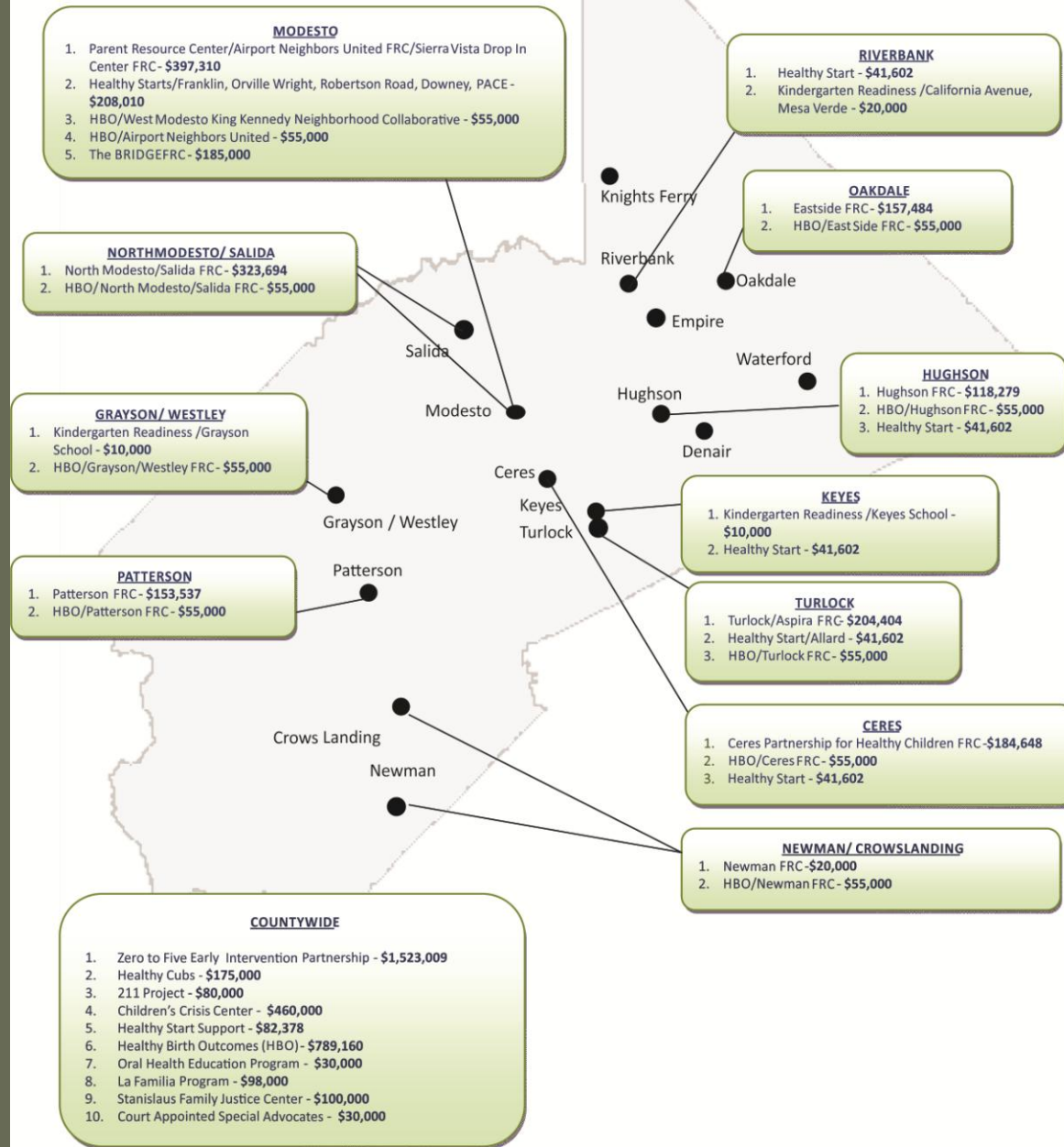
- ◉ Ceres (3)
- ◉ Grayson / Westley (2)
- ◉ Hughson (3)
- ◉ Keyes (2)
- ◉ Modesto (5)
- ◉ Newman / Crows Landing (2)
- ◉ North Modesto / Salida (2)
- ◉ Oakdale (2)
- ◉ Patterson (2)
- ◉ Riverbank (2)
- ◉ Turlock (3)

Countywide Services

- ◉ 211 Project
- ◉ CASA
- ◉ Children's Crisis Center
- ◉ Family Justice Center
- ◉ Healthy Birth Outcomes
- ◉ Healthy Cubs
- ◉ Healthy Start Support
- ◉ La Familia Counseling
- ◉ Oral Health Education Program
- ◉ Zero to Five Early Intervention Partnership

Children and Families Commission

2014-2015 Programs



0-5 Population Characteristics

	<u>Stanislaus</u>	<u>State</u>
Population*	46,359 8.7%	3,031,916 8.1%
Below 200% Federal Poverty Level**	57.9%	46.7%
Infant Mortality Rate***	6.2 / 1,000	4.8/ 1,000

Sources:

*California Department of Finance, Demographic Research Unit, State and County Total Population Projections by Race/Ethnicity and Detailed Age, 2010 through 2060

Release Date: December 2014

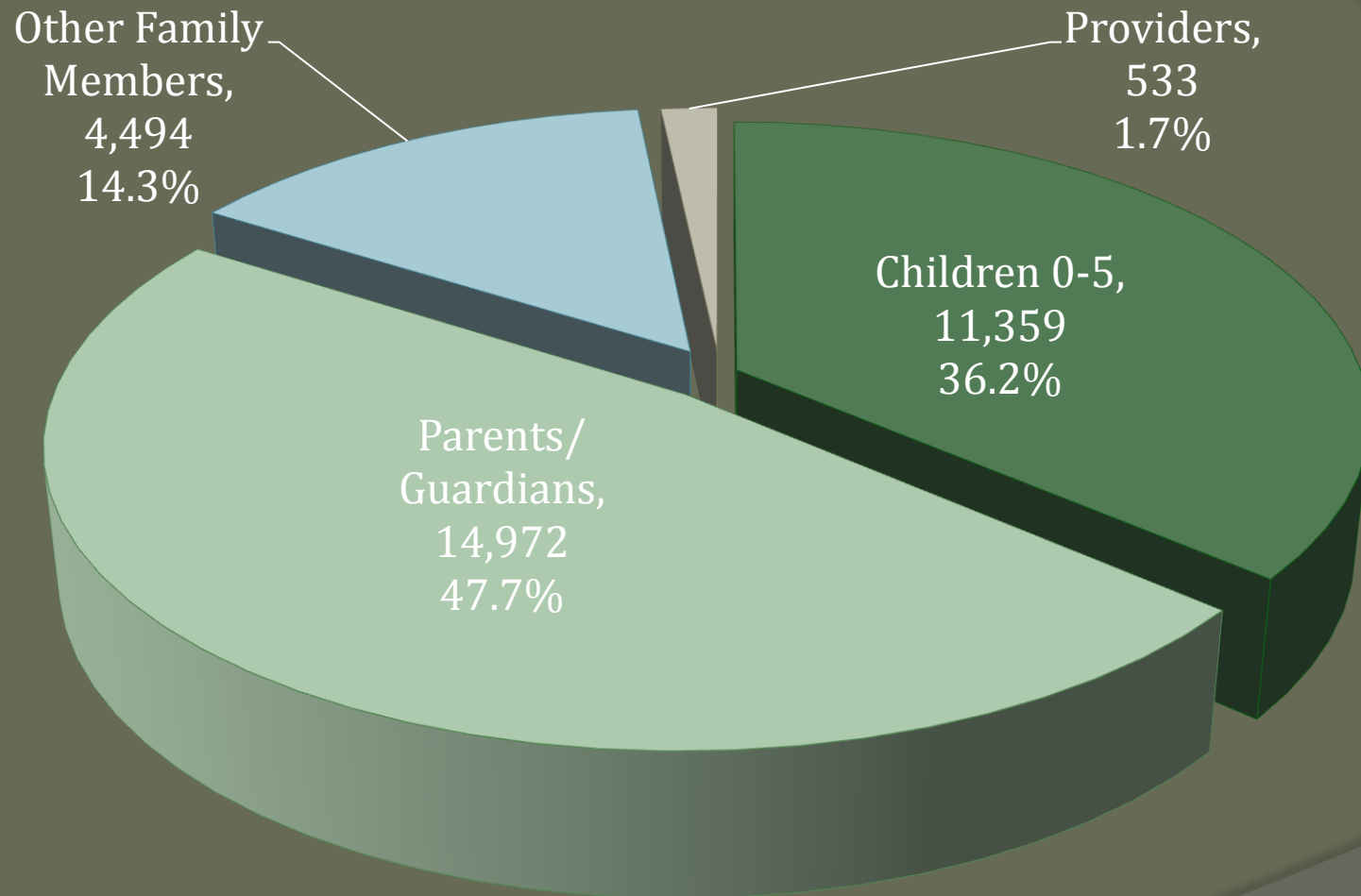
**Age by Ratio of Income to Poverty Level in Past 12 Month, 2014 American Community Survey 1-Year Estimates

***California Department of Public Health, County Health Status Profiles for 2015 (3 year average, 2010-2012)

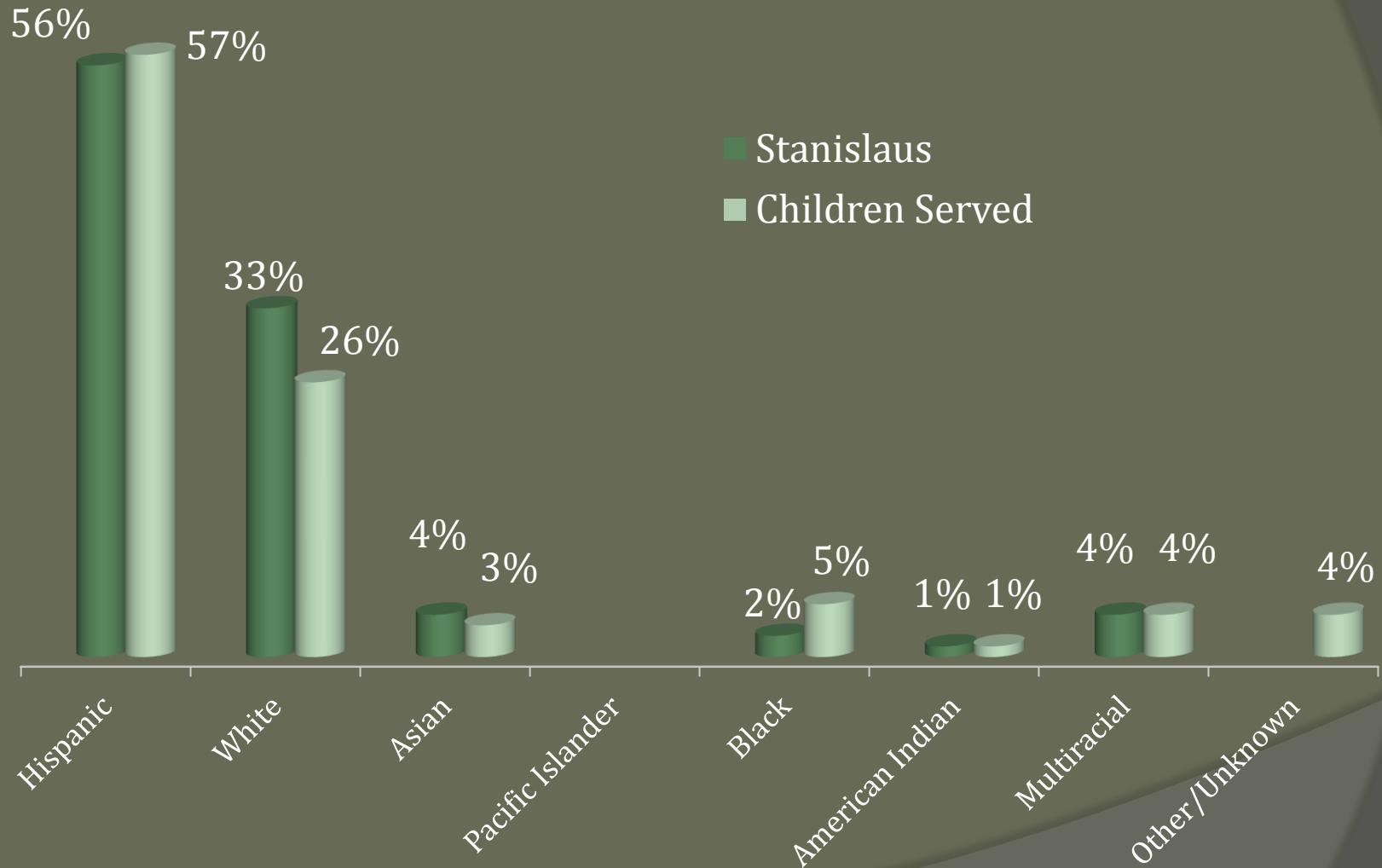
Strengthening Families...



Total Participants By Type

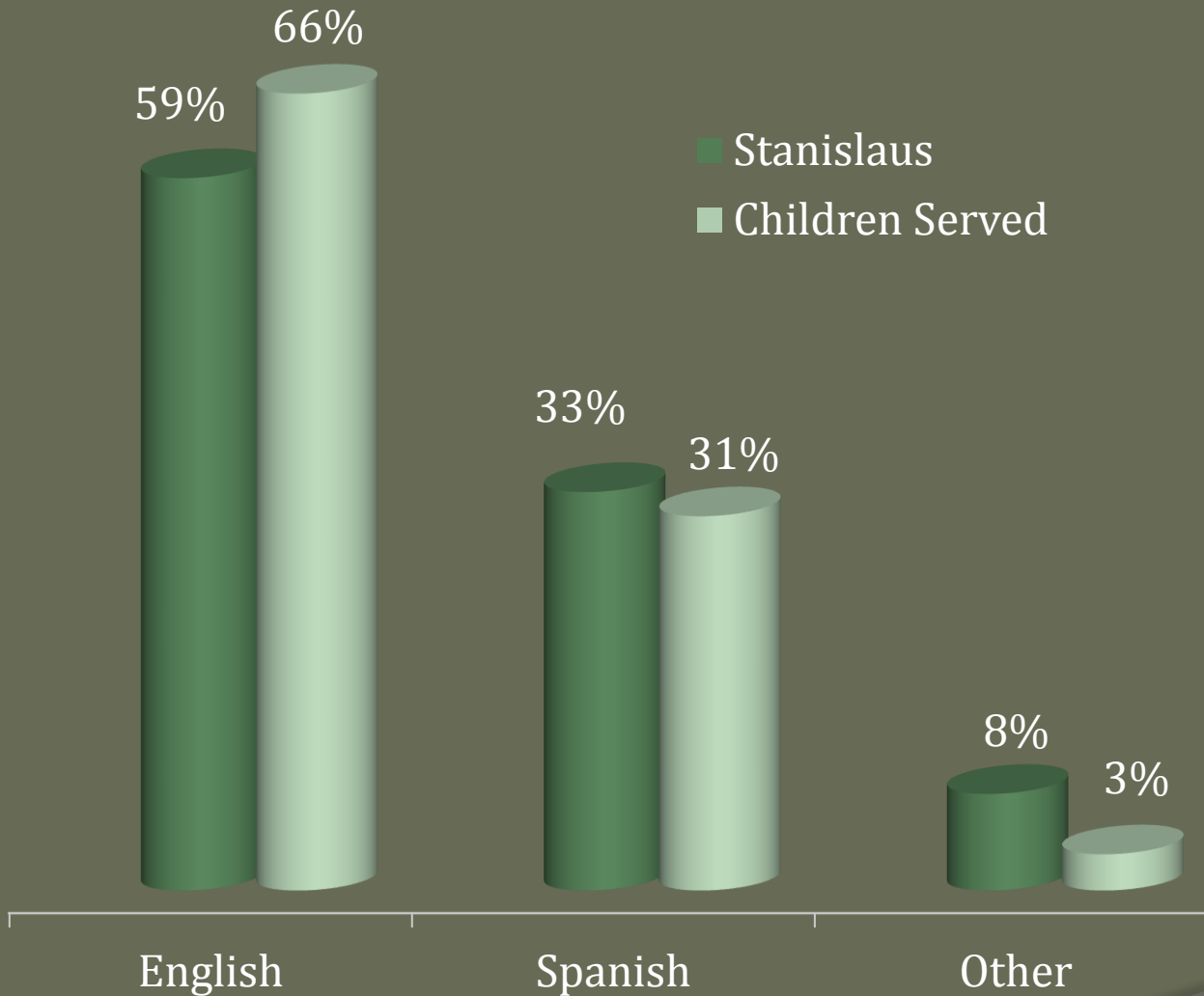


Ethnicity/Race Compared to Services



Source: State of California, Department of Finance, Race/Ethnicity Population, 2010-2060 and Contractor Reports

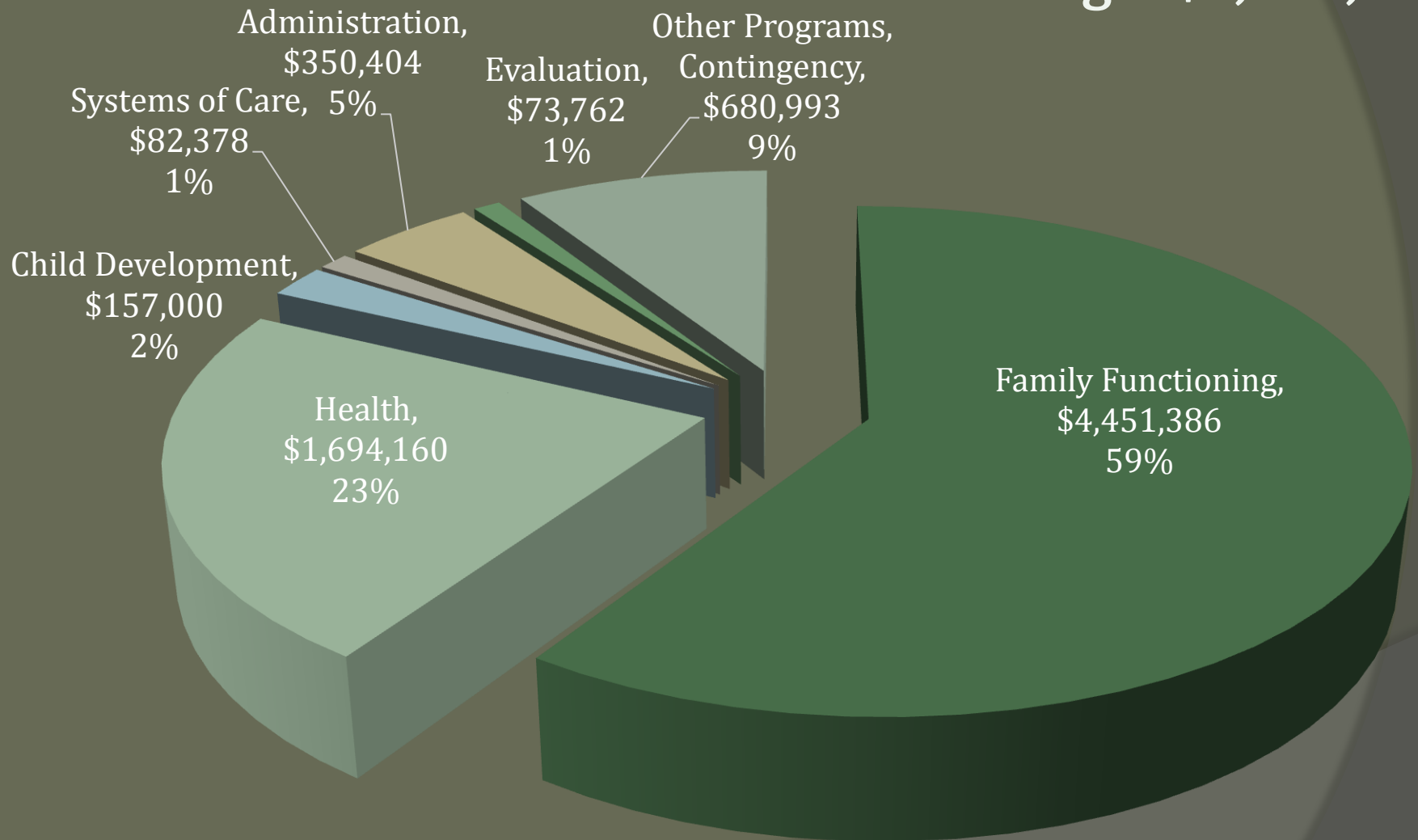
Language of Participants



Sources: U.S. Census Bureau, 2012 American Community Survey / Contractors

2014 -2015 FY Budget

Total Budget \$7,490,083



In the past decade...

14/15
13/14
12/13
11/12
10/11
09/10
08/09
07/08
06/07
05/06

Budget

7,490,083

\$7,515,250

\$7,420,001

\$9,352,751

\$9,563,740

\$11,170,270

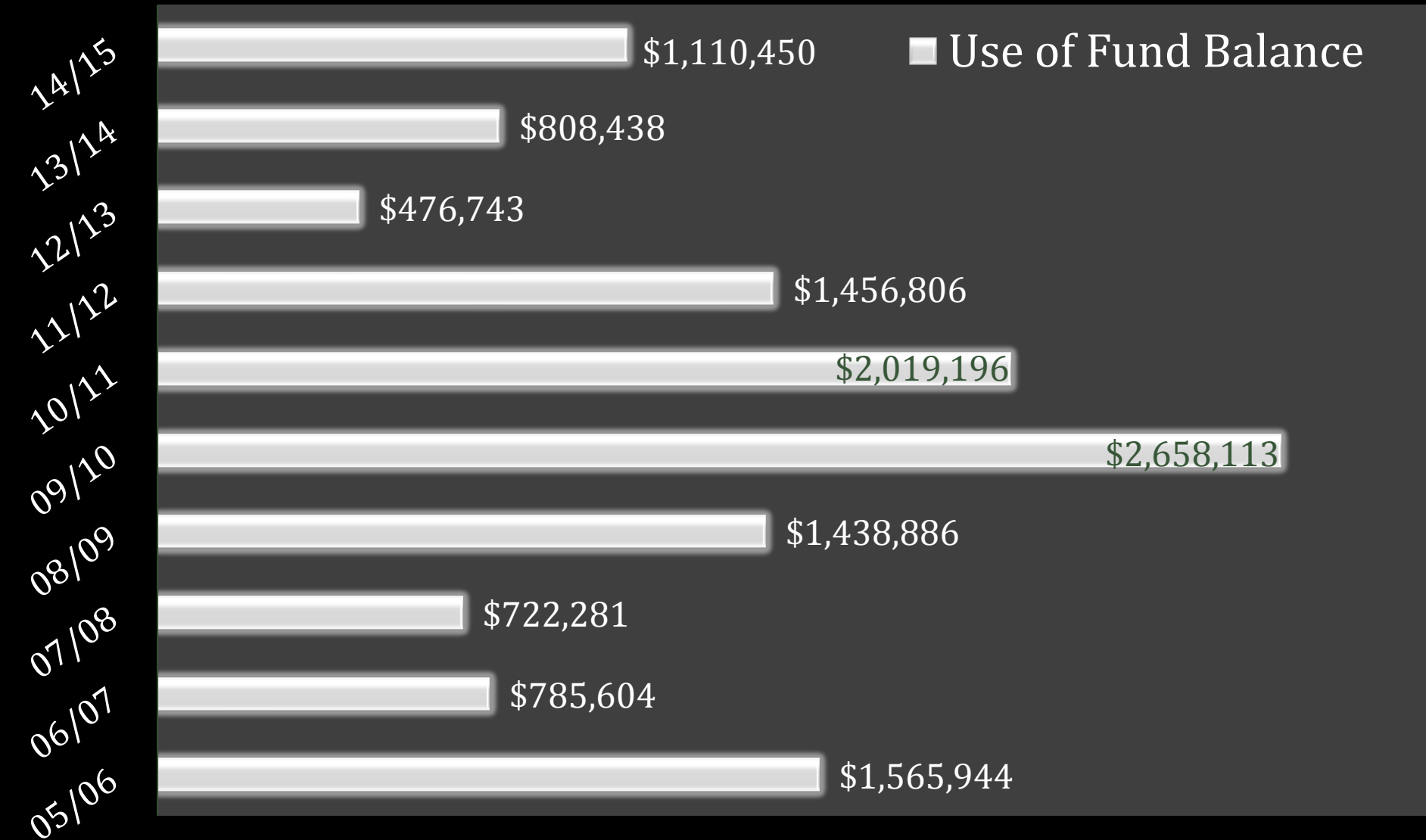
\$13,571,131

\$12,221,629

\$11,330,651

\$13,103,381

In the past decade...



Highlights

Supporting Families

- Parents of 10,809 children received family support services through countywide Family Resource Centers and other programs.
- 2,040 children received more intensive support services focused on improving child abuse risk factors.
- Parents of 1,284 children have increased parenting skills and knowledge after taking parenting classes.

All “highlights” data was reported by contractors

Highlights

Safeguarding Children's Health

- 411 children 0-5 and pregnant women who did not have access to health care received medical attention through an interim health care program.
- 363 pregnant women and children 0-5 who did not have health insurance are now enrolled in a health coverage plan.
- 199 infants were born healthy after their mothers participated in a healthy birth program.
- Of 228 pregnant mothers who participated in a healthy birth program, 208 (91%) of them initiated breastfeeding.

Highlights

Cultivating Futures Through Education

- 1,204 families increased the time spent reading with their children at home after receiving literacy services.
- 144 children participated in the Kindergarten Readiness program.
- 1,458 children 0-5 were screened for educational developmental issues and 286 were referred for further assessment or services.

Highlights

Leading Via Supportive Systems

- The families of 6,790 children have increased knowledge and utilization of community resources.
- Prop 10 funded programs brought in more than \$7M from other funding sources during fiscal year '14-'15, increasing the level of services for children and families.
- Of that \$7 million, \$5 million came from funding sources outside of Stanislaus County.

Questions ?

209.558.6218 or <http://www.stanprop10.org>

